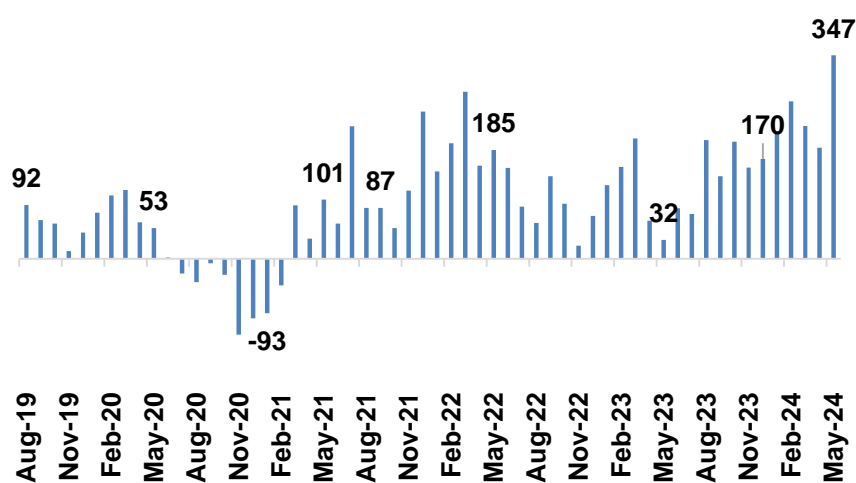


Manufacturing Steers Market Sentiment

STRATEGIC MANAGEMENT AND ECONOMIC ADVISORY DIVISION

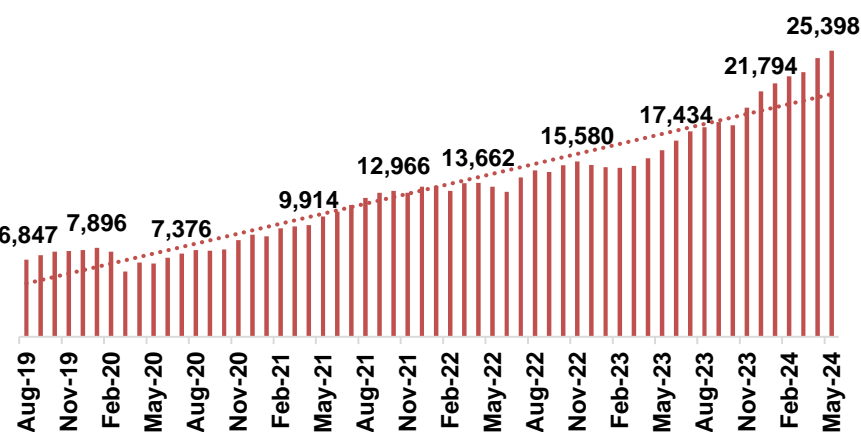
Net Inflows under Equity Schemes hits a record Rs. 347 Billion in May 2024

Net Inflows in Equity Schemes (Rs.Billion)



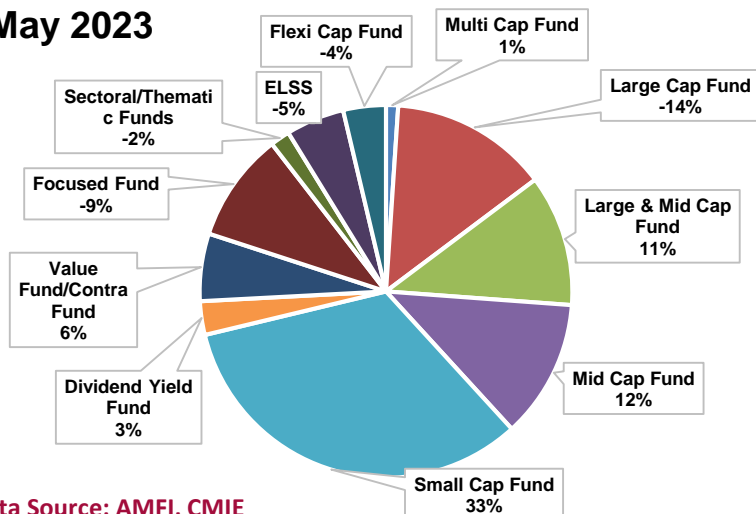
- The Net AUM of the mutual fund industry has been on a continuous uptrend. As at end May 2024, Net AUM under equity schemes stood at Rs. 25,398 billion.
- May 2024 recorded the highest inflows in five years in mutual funds under **open ended equity/ growth oriented schemes**. Net inflows under equity schemes was recorded at Rs. 347 billion in May 2024- a growth of 970 per cent YoY compared to a net inflow of Rs. 32 billion under the same in May 2023.
- Total number of schemes under equity/ growth category have increased from 391 in May 2023 to 443 in May 2024- a YoY growth of 13.3 per cent.
- In terms of the composition of equity schemes, the month of May 2024 saw the largest contribution of **sectoral/thematic funds**.
- Funds mobilized through new schemes was also the highest in May 2024 at approx. Rs. 96 billion vis-à-vis Rs. 12 billion in the previous month. **HDFC Manufacturing Fund**- a new scheme launched under the equity segment in May 2024 was a major contributor in this regard.
- Data shows that investor sentiment is being driven by the government's continued thrust on strengthening manufacturing in the country.

Net Assets Under Management (AUM) in Equity Schemes (Rs.Billion)

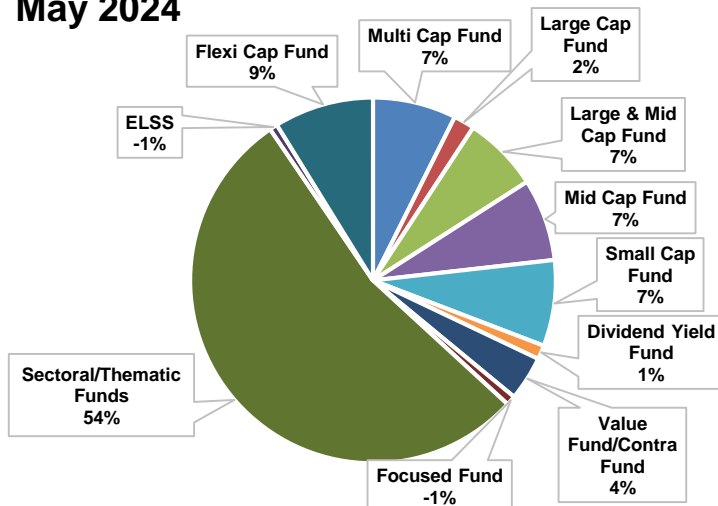


Composition of Equity Schemes (Net Inflows in %)

May 2023



May 2024



Data Source: AMFI, CMIE